

Preliminary Site Analysis Plan

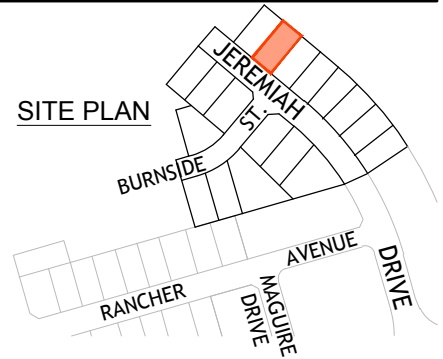
Lot 612

128 Jeremiah Drive Watagan Park



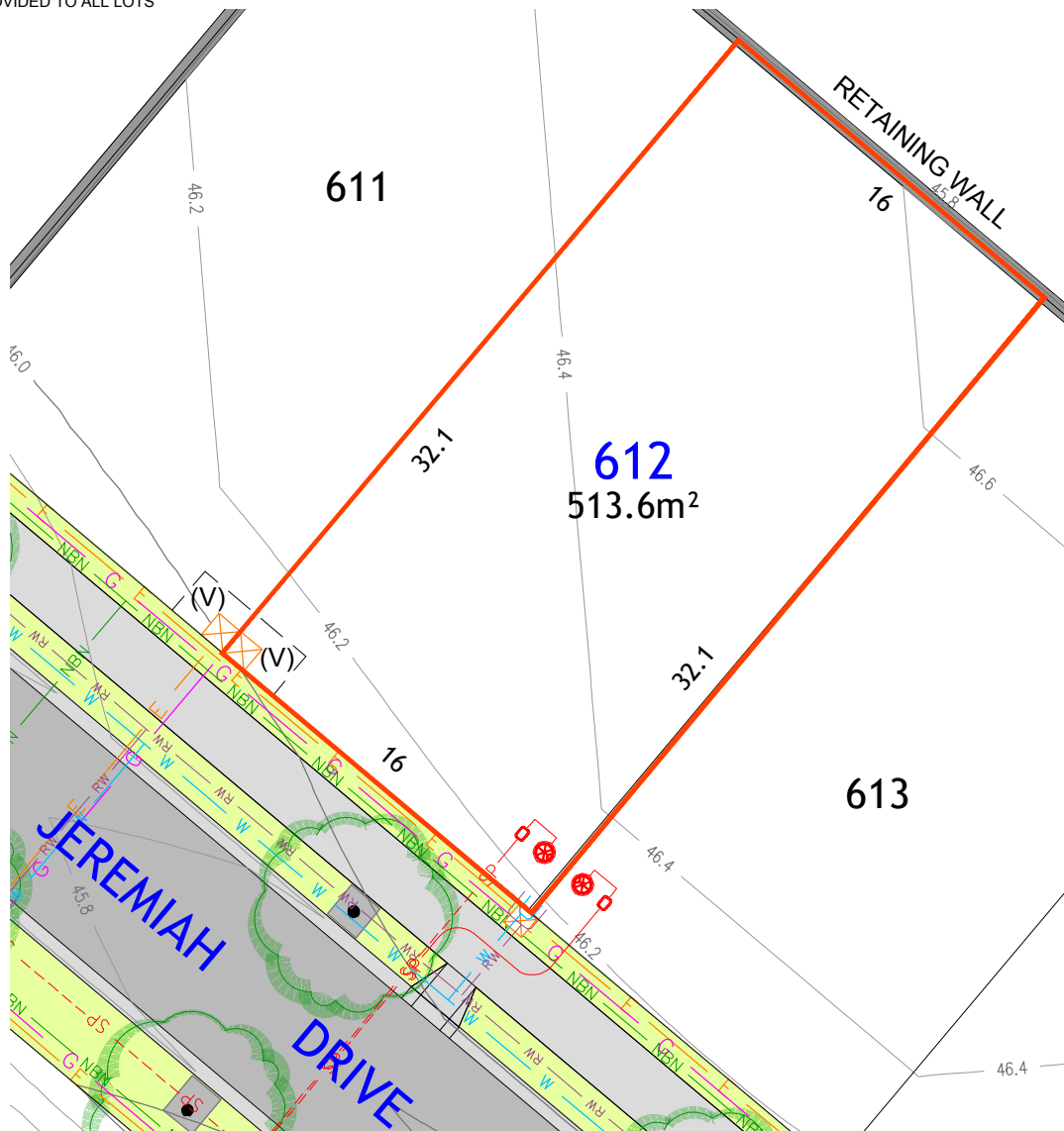
LEGEND

- SP Sewer main (Pressure)
- Sewer main Stop Valve
- Sewer Boundary Kit / Flush Point
- RWTM Water Trunk main (Recycled)
- PWTM Water Trunk main (Potable)
- W Water main (Potable)
- RW Water (Recycled)
- Water Hydrant (Recycled)
- Water Hydrant (Potable)
- Water Stop Valve (Potable)
- Stormwater pipe
- E Electricity services
- NBN NBN
- G Gas Main
- NBN Pit
- Retaining Wall
- Design surface contour
- Street Light
- Electrical Pillar
- Stormwater lintel



(V) EASEMENT FOR ELECTRICITY AND OTHER PURPOSES 2.05 WIDE

Note: ALL SERVICES INCLUDING SEWER, WATER, ELECTRICITY, NBN & GAS WILL BE PROVIDED TO ALL LOTS

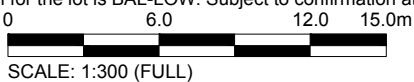


DRAFT

Notes:

1. Contour interval is 0.2m. Contours are based on design plan information only, subject to construction.
2. Utility servicing details are based on design information. Final location is subject to construction.
3. For further information on restriction as to user, positive covenants and easements etc. affecting this lot, interested parties should refer to the Subdivision Plan and 88B Instrument.
4. Slab thickness and piling requirements subject to structural design.
5. Bushfire Attack Level for the lot is BAL-LOW. Subject to confirmation at dwelling Application stage

Scale: @ A4



D	12/05/2022	Update Services	RC
Ver.	Date	Comment	By

